

Adapters and accessories for Goliath lifters



Goliath accessories can directly be mounted on the $\varnothing 35\text{mm}$ ($\varnothing 1.38''$) adapter delivered with the lifter



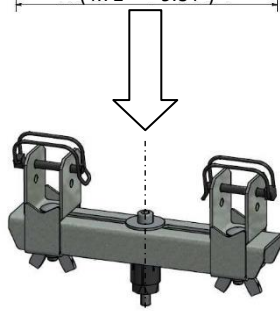
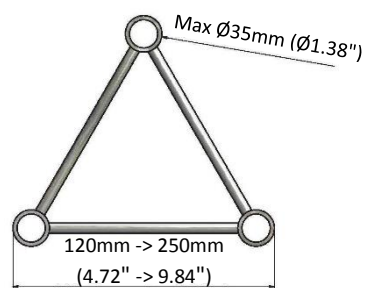
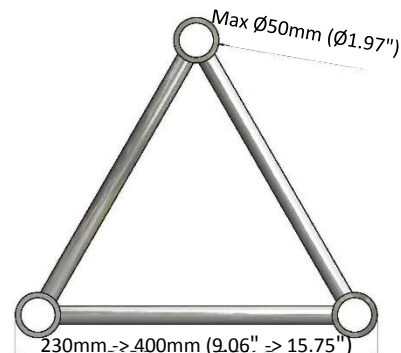
PF80108

Square bar 6 position 1500mm (58")
 $\varnothing 35\text{mm}$ (1.38") Female



PF80106

Round bar $\varnothing 50$ 6 position 1500mm (58")
 $\varnothing 35\text{mm}$ (1.38") Female




PF80101

Adjustable support
250mm (9.84")
 $\varnothing 28\text{mm}$ (1.10") Male



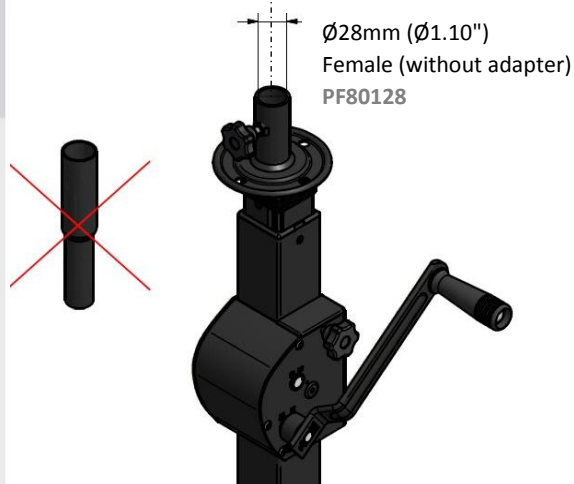
PF80104

Support plate M10
 $\varnothing 35\text{mm}$ (1.38") Female



PF80102

Adjustable support
400mm (15.75")
 $\varnothing 35\text{mm}$ (1.38") Female



$\varnothing 28\text{mm}$ ($\varnothing 1.10''$)
Female (without adapter)
PF80128



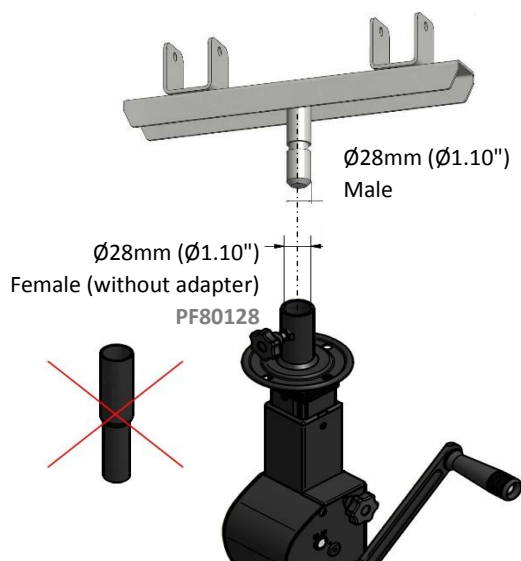
$\varnothing 35\text{mm}$ ($\varnothing 1.38''$)
Male (with adapter)
PF80129 + PF80128

Adapters and accessories for Goliath lifters

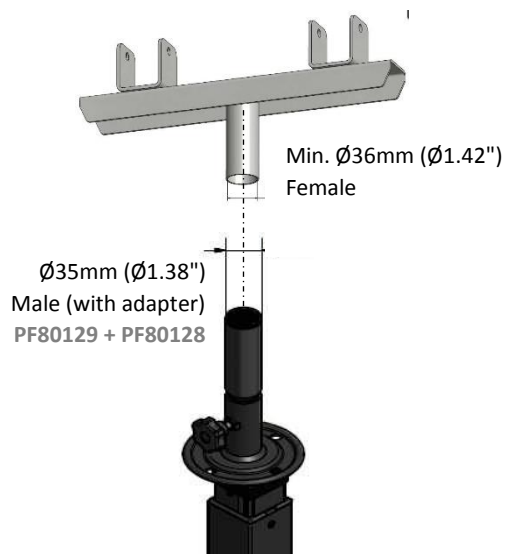


How to adapt your accessories from other brands to the Goliath-studio lifters?

Case n°1: Accessory mounted on a spigot Ø28mm (1.10") male



Case n°2: Accessory mounted on a tube min. Ø36mm (Ø1.42") male



Case n°3: Accessory mounted on a spigot Ø35mm (Ø1.38") male

